

Model Code F2245

revision 00 of 08-05-15
(the present replaces any previous versions)

Designer: centro studi interno

Structure: pinewood, multilayer and plywood covered with polyurethane foam.

Spring system: elastic webbing

Seat Padding: in ecological polyurethane foam covered with 100% polyester layer.

Back Padding: in ecological polyurethane foam covered with 100% polyester layer.

Arm Interior: in ecological polyurethane foam covered with 100% polyester layer.

Removability: not available.

Sewing: leather coverings feasible with contrast stitching in the colors available; cuts and sewing vary on microfiber (or fabric) coverings.

Standard feet: the model is lifted 19 cm off the floor. PM949 on armrest sides, PM1090 on ottoman version (540), PM2015 on armless and meridian sides, all in shiny metal, also available in titanium color. Some versions may be equipped with hidden feet with a supporting structural function.



Density of seat and back

Markets	Seat	Back
I	35 Medium	25
D - NL - CH		
USA - California		
GB	35 fire retardant	25 fire retardant
Others	35 Medium	25

Note: when no values/contents are specified in the chart, please refer to 'Others' field/area.

Coverings

	suggested	not suggested	not possible
thick leathers	✓		
thin elastic leathers	✓		
natural leathers	✓		
fabric*	✓		
microfibre*	✓		
leather + split			✓
DeLuxe			✓
multicovering			✓
multicolour			✓

Please note: for not removable models, only one colour fabric covers are available.

* fabrics and microfibers are not available for the U.K. market

Multicovering / Components / Optional vers.



Feet



PM949

Ottoman



540

With the reservation of carrying for production purposes and without advanced notices modifications on the materials, coverings and dimensions of the product as indicated in the relevant specification. The given dimensions and volume are of indicative value being subject to the production process tolerances.

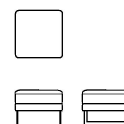
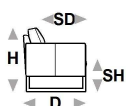


↑ fold following the dotted line ↑

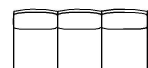
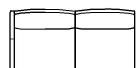
cocò.cal 1018



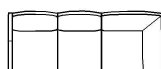
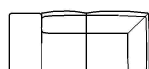
L Length - H Height - D Depth - SH Seat Height - SD Seat Depth
Dimensions refer to maximum sizes.



dimensions	L 68 H80 D80 SH45 SD51	L 125 H80 D80 SH45 SD51	L 165 H80 D80 SH45 SD51	L 182 H80 D80 SH45 SD51	L 60 H45 D60 SH- SD-
version code	100	200	240	346	540
Description	chair	2 seater	2 1/2 seater	3/3 seater	ottoman



L 118 H80 D80 SH45 SD18	L 118 H80 D80 SH45 SD18	L 158 H80 D80 SH45 SD18	L 158 H80 D80 SH45 SD18	L 175 H80 D80 SH45 SD18	L 175 H80 D80 SH45 SD18
210	220	251	252	347	348
1right arm facing 2 str	1left arm facing 2 str	1 right arm fac.2 1/2 str	1 left arm fac. 2 1/2 str	1right arm facing 3/3 str	1left arm facing 3/3 str



L 179 H80 D80 SH45 SD18	L 179 H80 D80 SH45 SD18	L 196 H80 D80 SH45 SD18	L 196 H80 D80 SH45 SD18
043	044	025	026
sq.cor.chr.sq.mer. rig.fac.	sq.cor.chr.sq.mer.le fac.	sq.cor.1rg arm fac.2 str	sq.cor.1lft arm fac.2 str

↓ fold following the dotted line ↓

