

Model Code E8910

revision 00 of 20-12-17
(the present replaces any previous versions)



Designer: centro studi interno

Structure: pinewood, multilayer and plywood covered with polyurethane foam.

Spring system: elastic webbing.

Seat Padding: seat cushions in ecological polyurethane foam covered with 100% polyester layer.

Back Padding: back cushions and headrests in ecological polyurethane foam covered with 100% polyester layer.

Arm Interior: arm interiors in ecological polyurethane foam covered with 100% polyester layer.

Removability: not available

Sewing: leather coverings feasible with contrast stitching in the colors available; cuts and sewings vary on microfiber (or fabric) coverings.

Mechanisms: the model is equipped with manually liftable headrests. The height of the model with lifted headrests is 99 cm. Corner version (000) features only one liftable headrest.

Standard feet: brown bronze painted PM2031, h.10 cm. Some versions may be equipped with hidden feet with a supporting structural function.

Density of seat and back

Markets	Seat	Back
I	30 Medium	25
D - NL - CH		
USA - California		
GB	35 fire retardant	27 fire retardant
Others	30 Medium	25

Note: when no values/contents are specified in the chart, please refer to "Others" field/area.

Coverings

	suggested	not suggested	not possible
thick leathers	✓		
thin elastic leathers	✓		
natural leathers	✓		
fabric*	✓		
microfibre*	✓		
leather + split	✓		
DeLuxe			✓
multicovering			✓
multicolour			✓

Please note: for not removable models, only one colour fabric covers are available.

* fabrics and microfibers are not available for the U.K. market

Multicovering / Components / Optional vers.



Feet



PM2031

Ottoman



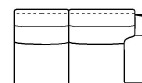
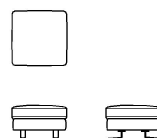
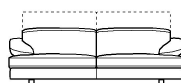
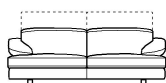
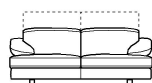
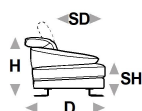
With the reservation of carrying for production purposes and without advanced notices modifications on the materials, coverings and dimensions of the product as indicated in the relevant specification. The given dimensions and volume are of indicative value being subject to the production process tolerances.

↑ fold following the dotted line ↑

wonder



L Length - H Height - D Depth - SH Seat Height - SD Seat Depth
Dimensions refer to maximum sizes of the version with closed mechanism (where available).



dimensions

L 182
H78 D103 SH45 SD57

L 202
H78 D103 SH45 SD57

L 222
H78 D103 SH45 SD57

L 70
H44 D70 SH- SD-

L 170
H78 D103 SH45 SD57

version code

200

240

300

540

251

Description

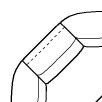
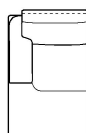
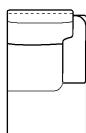
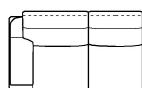
2 seater

2 1/2 seater

3 seater

ottoman

1 right arm fac.2
1/2 str



L 170
H78 D103 SH45 SD57

L 101
H78 D163 SH45 SD117

L 101
H78 D163 SH45 SD117

L 120
H78 D120 SH45 SD57

1 left arm fac. 2
1/2 str

chaise lon. raf
arm fac

chaise lon. lft arm
fac

corner

↓ fold following the dotted line ↓

